

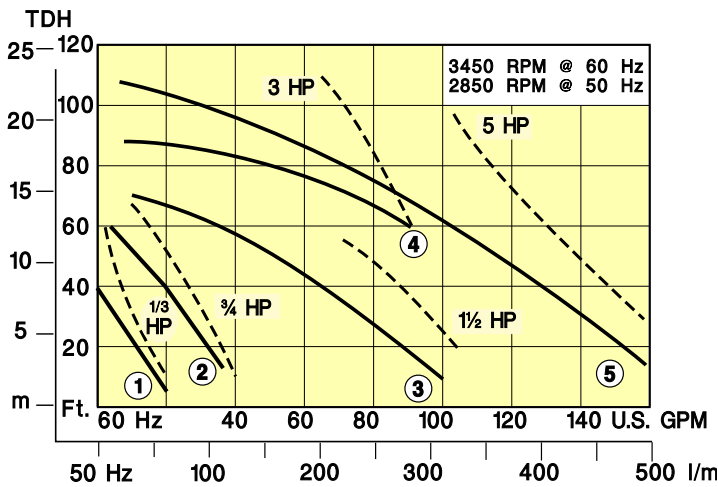
SERIES 'HT' HORIZONTAL PUMPS

TITANIUM CENTRIFUGAL PUMPS FOR SEVERE APPLICATIONS

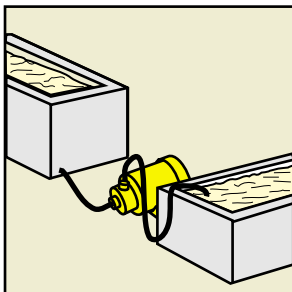


*Acetic acid / Ammonium Hydroxide
Black oxide / Chloroacetic acid
Permanganates*


- Flows to 150 U.S. GPM or 110 ft. TDH @ 60 Hz (470 LPM or 23 M @ 50 Hz)
- All titanium construction
ASTM grade 2
(Refer to a chemical resistance chart)
- Single or double mechanical seals
carbon/ceramic, or silicon carbide seals
EPDM or Kalrez® elastomers
- FNPT ports, 3 sizes ($\frac{3}{4}$ " x $\frac{1}{2}$ ", $1\frac{1}{2}$ " x 1", 2" x 1")
- Chemical duty motors, 1/3 - 5 HP




The Series 'HT' combines simplicity in design with operational efficiency to provide a compact, light-weight pump that is easily maintained. High grade titanium, silicon carbide and choice of elastomers combined with chemical duty motors ensure dependable long-term performance. A range of sizes, each available with single or double mechanical silicon carbide seal makes the Series 'HT' pump an excellent choice for the most aggressive applications.



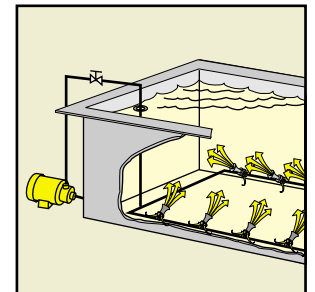
WASTE TREATMENT



FILTRATION

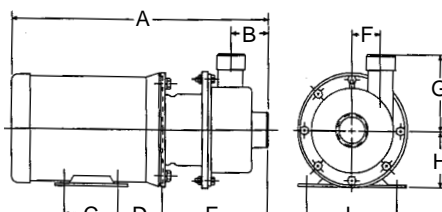


TRANSFER PUMPING



EDUCTOR AGITATION
and MIXING

SERIES 'HT' PUMPS Flow curves and dimensions



MODEL	SUCTION & DISCH.	MOTOR	DIMENSIONS Inches (mm)								
			A	B	C	D	E	F	G	H	J
HT $\frac{3}{4}$ x $\frac{1}{2}$ (M8)	$\frac{3}{4}$ " FNPT $\frac{1}{2}$ " MNPT	NEMA 56C	*	2.31 (59)	3.0 (76)	2.56 (65)	5.43 (138)	2.06 (52)	4.0 (102)	3.5 (89)	4.87 (124)
HT $\frac{3}{4}$ x $\frac{1}{2}$ (M8 x M1)	$\frac{3}{4}$ " FNPT $\frac{1}{2}$ " MNPT	NEMA 56C	*	2.31 (59)	3.0 (76)	2.56 (65)	6.62 (168)	2.06 (52)	4.0 (102)	3.5 (89)	4.87 (124)
HT1 $\frac{1}{2}$ x 1 (M8)	1 $\frac{1}{2}$ " FNPT 1" MNPT	NEMA 56C	*	2.56 (65)	3.0 (76)	2.56 (65)	5.68 (144)	1.81 (46)	5.0 (127)	3.5 (89)	4.87 (124)
HT1 $\frac{1}{2}$ x 1 (M8 x M1)	1 $\frac{1}{2}$ " FNPT 1" MNPT	NEMA 56C	*	2.56 (65)	3.0 (76)	2.56 (65)	6.87 (174)	1.81 (46)	5.0 (127)	3.5 (89)	4.87 (124)
HT2 x 1 (M8)	2" FNPT 1" MNPT	NEMA 184TC	*	2.5 (64)	5.5 (140)	3.62 (92)	7.75 (197)	2.71 (69)	6.0 (152)	4.5 (114)	7.5 (190)
HT2 x 1 (M8 x M1)	2" FNPT 1" MNPT	NEMA 184TC	*	2.5 (64)	5.5 (140)	3.62 (92)	8.5 (216)	2.71 (69)	6.0 (152)	4.5 (114)	7.5 (190)

* Motor dimensions vary.

TABLE I - Standard single seal pump models

FLOW CURVE NO.	EPDM / Silicon carbide	PRICE CODE NUMBER	Viton / Silicon carbide	PRICE CODE NUMBER	Kalrez / Silicon carbide	PRICE CODE NUMBER
	MODEL NO.		MODEL NO.		MODEL NO.	
1	HT $\frac{3}{4}$ x $\frac{1}{2}$ 1L (M8) - D.3	61-0000 F	HT $\frac{3}{4}$ x $\frac{1}{2}$ 1V (M8) - D.3	61-0010 F	HT $\frac{3}{4}$ x $\frac{1}{2}$ 1K (M8) - D.3	61-0020 F
2	HT $\frac{3}{4}$ x $\frac{1}{2}$ 2L (M8) - D.75	61-0001 G	HT $\frac{3}{4}$ x $\frac{1}{2}$ 2V (M8) - D.75	61-0011 G	HT $\frac{3}{4}$ x $\frac{1}{2}$ 2K (M8) - D.75	61-0021 G
3	HT1 $\frac{1}{2}$ x 1 3L (M8) - D1.5	61-0002 J	HT1 $\frac{1}{2}$ x 1 3V (M8) - D1.5	61-0012 J	HT1 $\frac{1}{2}$ x 1 3K (M8) - D1.5	61-0022 J
4	HT2 x 1 4L (M8) - D3.0	61-0003 L	HT2 x 1 4V (M8) - D3.0	61-0013 L	HT2 x 1 4K (M8) - D3.0	61-0023 L
5	HT2 x 1 5L (M8) - D5.0	61-0004 M	HT2 x 1 5V (M8) - D5.0	61-0014 M	HT2 x 1 5K (M8) - D5.0	61-0024 M

TABLE II - Standard double seal pump models

FLOW CURVE NO.	EPDM / Silicon carbide	PRICE CODE NUMBER	Viton / Silicon carbide	PRICE CODE NUMBER	Kalrez / Silicon carbide	PRICE CODE NUMBER
	MODEL NO.		MODEL NO.		MODEL NO.	
1	HT $\frac{3}{4}$ x $\frac{1}{2}$ 1L (M8 x M1) - D.3	61-0005 F	HT $\frac{3}{4}$ x $\frac{1}{2}$ 1V (M8 x M1) - D.3	61-0015 F	HT $\frac{3}{4}$ x $\frac{1}{2}$ 1K (M8 x M1) - D.3	61-0025 F
2	HT $\frac{3}{4}$ x $\frac{1}{2}$ 2L (M8 x M1) - D.75	61-0006 G	HT $\frac{3}{4}$ x $\frac{1}{2}$ 2V (M8 x M1) - D.75	61-0016 G	HT $\frac{3}{4}$ x $\frac{1}{2}$ 2K (M8 x M1) - D.75	61-0026 G
3	HT1 $\frac{1}{2}$ x 1 3L (M8 x M1) - D1.5	61-0007 J	HT1 $\frac{1}{2}$ x 1 3V (M8 x M1) - D1.5	61-0017 J	HT1 $\frac{1}{2}$ x 1 3K (M8 x M1) - D1.5	61-0027 J
4	HT2 x 1 4L (M8 x M1) - D3.0	61-0008 L	HT2 x 1 4V (M8 x M1) - D3.0	61-0018 L	HT2 x 1 4K (M8 x M1) - D3.0	61-0028 L
5	HT2 x 1 5L (M8 x M1) - D5.0	61-0009 M	HT2 x 1 5V (M8 x M1) - D5.0	61-0019 M	HT2 x 1 5K (M8 x M1) - D5.0	61-0029 M

Notes: Motors are 230-460V / 3 ϕ / 60 Hz. Consult Sales Dept. for 50 Hz or other motors.

MODEL KEY

PUMP	MAX. FLOW *		MAX. TDH	IMPELLER		SEAL (SiC)		MOTOR				SHIP. WEIGHT**		
	GPM	LPM		FLOW CURVE	DIA.	SINGLE	DOUBLE	1 ϕ		HP	FRAME			
								MOD.	PCN				MOD.	PCN
HT $\frac{3}{4}$ x $\frac{1}{2}$	20	63	38	1	3.0"	L(M8)	L(M8 x M1)	A	-C.3	F	-D.3	1/3	56C	40
	35	110	61	2	3.75"	EPDM	EPDM	B	-C.75	G	-D.75	3/4	56C	45
							or	or	C	-C1.0	H	-D1.0	1.0	56C
HT1 $\frac{1}{2}$ x 1	100	315	70	3	4.25"	V(M8)	V(M8 x M1)	D	-C1.5	J	-D1.5	1.5	56C	55
						VITON	VITON	E	-C2.0	K	-D2.0	2.0	184TC	75
						or	or							
HT2 x 1	90	284	88	4	4.5"	K(M8)	K(M8 x M1)	—	—	L	-D3.0	3.0	184TC	80
	160	505	105	5	5.0"	KALREZ	KALREZ	—	—	M	-D5.0	5.0	184TC	85

* GPM @ 60 Hz, LPM @ 50 Hz

Specifications subject to change without notice.

** Approximate shipping weight of pump and motor